

FAST CAT® Results Tool- Instructions

Thank you so much to Nick Pias (Chintimini Kennel Club, Corvallis Oregon) for creating the FAST CAT® Results Tool spreadsheet.

The **FAST CAT® Results Tool spreadsheet** allows clubs to quickly and easily create results pages for Fast CAT® events. Trial Secretaries need only input the exhibitor information, handicap, and time, and the MPH and points are automatically generated using the official AKC MPH-conversion formula. Additionally, the spreadsheet creates “white board pages” that can be printed out so that results are available for exhibitor viewing almost immediately.

Entry fields in the spreadsheet are colored. All other fields are protected and cannot be edited, so that the formulas cannot be mistakenly altered. If you need to modify the spreadsheet for your own purposes, the sheets can be unprotected by navigating to the “Review” tab and clicking “Unprotect Sheet.”

The following pages detail each sheet in the FAST CAT® Results Tool spreadsheet, and how to use it.

THE SHEETS

Enter Dog Info

The “Enter Dog Info” sheet is where the secretary will input the information for the tests. On this sheet the event number, date of the event, secretary’s name and host club/location of event are entered. For each dog competing, Breed, Call Name, Registered Name, AKC Registration/Listing #, Gender, Handicap, Time 1, and Time 2 are input in the appropriate columns by the secretary. Fields that need to be completed are colored. The identifying information can be completed prior to the running of the trial, and the secretary need only input the times as the dogs are run.

If the club is using an electronic timing system and hence only 1 timer, the time will need to be input in both the Time 1 and Time 2 fields in order for everything to be calculated correctly. The spreadsheet will automatically average the two times for the run and use that to determine the MPH and points.

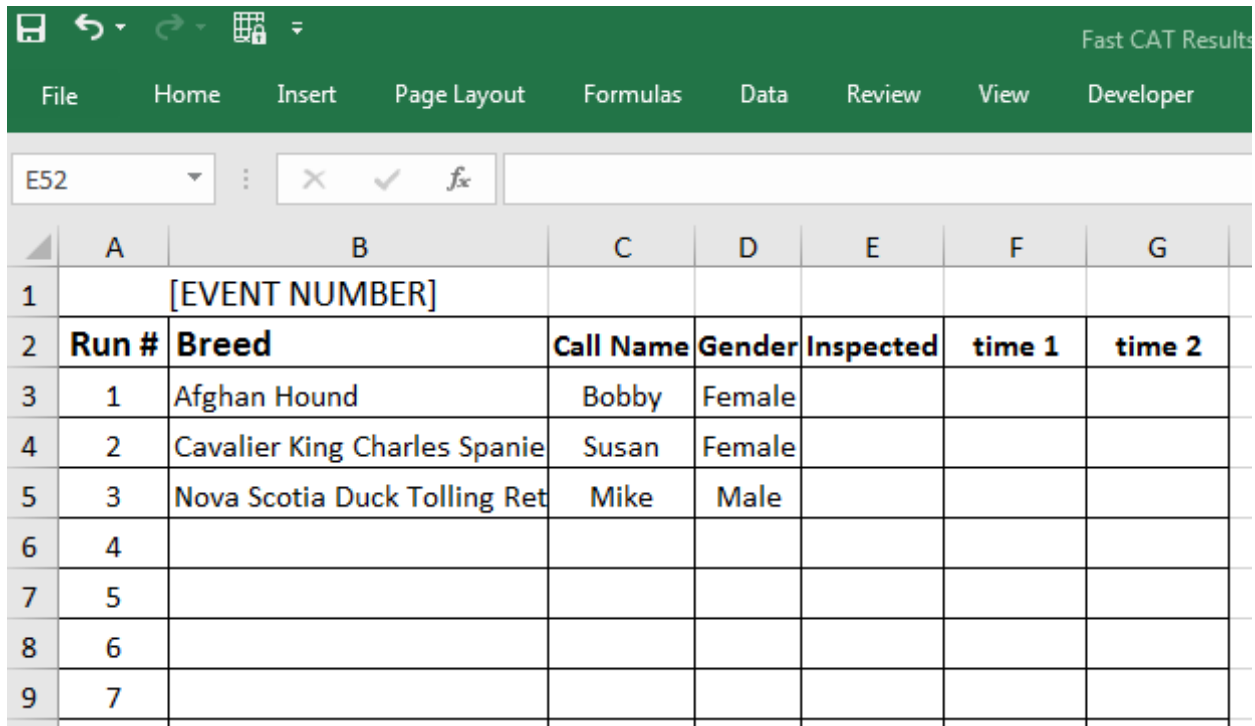
The data can be sorted manually as required by the following method: Select all of the input data, and click “Sort & Filter” on the ribbon, and click “Custom Sort.” From here you can choose to sort the data alphabetically by Breed, Call Name, Registered Name, or Registration Number, or numerically by Handicap or Time.

If more than 104 dogs are entered in your event (13 report sheets), then secretaries must generate a second spreadsheet.

Fast CAT Results1 modified.xlsx - Excel									
File Home Insert Page Layout Formulas Data Review View Developer ACROBAT Tell me what you want to do...									
F2 [DATE]									
A	B	C	D	E	F	G	H	I	J
Host Club: [CLUB NAME]									
Event Number: [EVENT NUMBER]				Date: [DATE]					
Order of Receive	Breed	Call Name	Registered Name:	AKC Registration /Listing #:	Gender	Handicap	time	time	Average
1	Afghan Hound	Bobby	Bobby's Cute Sweet Little Face Runner	HP103949201	Female	1	8	8.21	8.11
2	Cavalier King Charles Spaniel	Susan	Oh Susannah Don't You Cry For Me	PAL1204793	Female	1.5	9.43	9.11	9.27
3	Nova Scotia Duck Tolling Retriever	Mike	Oh Mickey You So Fine With A Twist	SP104937190	Male	1	7.76	7.55	7.66
4									0.00
5									0.00
6									0.00
7									0.00
8									0.00
9									0.00
10									0.00

Check-In List

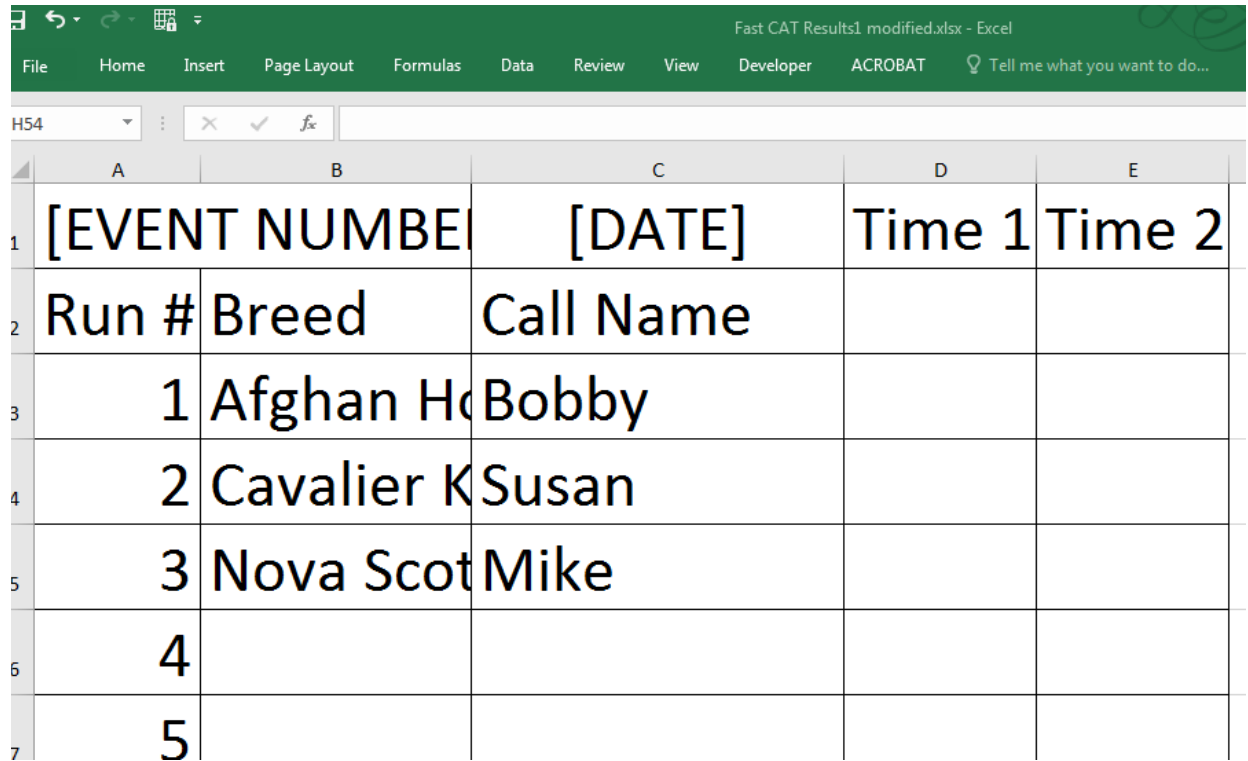
The check-in list sheet can be used by the inspection committee to be sure all dogs are inspected before running. Some clubs give each exhibitor a mailing label sticker with their run number to indicate when they should be ready to bring their dog to the paddock/starting line area. The dog's information is automatically imported from the entries page. After the inspection of all dogs is completed, this list can be returned to the Secretary in case a refund is required for dogs not passing inspection.



	A	B	C	D	E	F	G
1		[EVENT NUMBER]					
2	Run #	Breed	Call Name	Gender	Inspected	time 1	time 2
3	1	Afghan Hound	Bobby	Female			
4	2	Cavalier King Charles Spanie	Susan	Female			
5	3	Nova Scotia Duck Tolling Ret	Mike	Male			
6	4						
7	5						
8	6						
9	7						

White Board

The white board sheet creates a large-font running order that can be printed out and posted to a white board at the event. As soon as the dog leaves the field the time columns can be filled in via marker so that everyone can see how the dog performed. This is automatically generated from the entries sheet, so the Secretary will NOT need to update this page manually.




	A	B	C	D	E
1	[EVENT NUMBER]		[DATE]	Time 1	Time 2
2	Run #	Breed	Call Name		
3	1	Afghan Hc	Bobby		
4	2	Cavalier K	Susan		
5	3	Nova Scot	Mike		
6	4				
7	5				

Revised: April 4, 2017

Results p1, Results p2, etc.

The next sheets are the results pages that are automatically generated once the times are input. The dog's time is converted to MPH (using the AKC formula) and then multiplied by the handicap to yield the number of points for the run. These sheets can be printed to send to the AKC.

These pages cannot be edited and are protected; to avoid mistakenly altering the calculations.

Fast CAT Results1 modified.xlsx - Excel								
File Home Insert Page Layout Formulas Data Review View Developer ACROBAT Tell me what you want to do...								
E4 Event Date:								
A	B	C	D	E	F	G	H	I
1	 AMERICAN KENNEL CLUB				Event # [EVENT NUMBER]			
2					FAST CAT® Test Results			
3								
4	Club Name: [CLUB NAME]			Event Date: [DATE]				
5	Breed*	Call Name	Registered Name:	AKC Registration/ Listing #:	100 Yd Time (seconds)	MPH**	H.cap ***	Points (Handicap ped MPH)
6	Afghan Hound	Bobby	Bobby's Cute Sweet Little Face Runner	HP103949201	8.11	25.24	1	25.24
7	Cavalier King Charles Spaniel	Susan	Oh Susannah Don't You Cry For Me	PAL1204793	9.27	22.07	1.5	33.11
8	Nova Scotia Duck Tolling Retriever	Mike	Oh Mickey You So Fine With A Twist	SP104937190	7.66	26.72	1	26.72
9								
10								
11								
12								
13								
14	Test Secretary: [NAME]			Signature: _____				
15	* enter initials CP for Canine Partners (mixed breeds or unregistrable purebreds)							
16	** use formula in the FAST CAT® Regulations to convert seconds to miles per hour							
17	*** handicap is based on height at withers: 18" or greater = 1; 12" to less than 18" = 1.5; less than 12" = 2							

If you have suggestions for improvement, please send them to Nick Pisas (ngpicias@gmail.com) or AKC (SportsEvents@akc.org). A Microsoft Access database is also available for keeping a record of dogs entered into your events. The database keeps all the information contained on the official AKC lure coursing entry form. The database will print entries for exhibitors and after assigning dogs to an event via their AKC Registration/Listing #, the database creates an excel page that can be entered into this FAST CAT® Results Tool and the CAT Results Tool spread sheets. For information on this database, contact Nick Pisas.