

# WEIGHING and MEASURING

## WICKET AND SCALE

PRESENTATION BY AKC STAFF



AMERICAN  
KENNEL CLUB®

Judges are responsible for acquiring the skills and knowledge for the proficient use of wicket/scale as an integral component of applicable breed study and per AKC requirement.

Respect for breed standard requirement is owed to breeders/owners.



# Rules – Wicket and Scale

- Event committees are responsible for providing suitable, AKC approved equipment. *Note: There is one approved style of wicket equipment, and several types of scales. Check the superintendent's scale prior to start of assignment.*
- All equipment must meet AKC specifications.
- Measurements may be performed ONLY on breeds where certain height/weight is specified in the breed standard as a disqualification or class eligibility.
- An entry may be measured/weighed ONCE during the course of an event.
  - ✓ Exception — A dog measured /weighed during a sweepstakes/futurity is also subject to measurement in the regular classes.
  - ✓ Same-day separate events such as Concurrent/Evening Specialties, Group, back-to-back All-Breeds, etc. are unique events.

# DQs vs. Class Eligibility

## Class/Varietal Eligibility

- Measurement/weight for conditions of a class - *i.e. Beagles, Bostons, Pokes, etc.*
- Measured/Weighed out -  
Judge's book notation – Ineligible, *Measured/Weighed out*
- Exhibit may NOT transfer to any other class or Variety.
- A dog declared ineligible by 3 different judges may not again be shown in that class.

## Breed Standard DQ

- Measured out per breed standard requirement –  
Judge's book notation – DQ, *Measured/Weighed out*  
Measured/Weighed out by 3 unique judges is a permanent disqualification.

 All measurements must be noted in Judge's book



# Breed Standard Disqualification

A weight/measurement may be administered on any level of competition by judge's decision or an exhibitor protest exhibiting in the class providing that no prior measurement was done at that day's event.



# Conditions of Class

The option to measure/weigh exists only in the applicable class for the judge or an exhibitor competing in the same class and be requested before all dogs are examined.

- ☒ It may not be requested on any other level of competition.

# Exhibitor Protests



- A competing exhibitor has the option to request a measurement IF exhibiting in the same class and the exhibit has not previously been measured at that day's event.
- A breed standard DQ request may be made on any level of competition. The exhibitor must be in the same class – *including Winner's, BOB, Group, Best in Show*
- Request must be made to the judge BEFORE the last dog in the class has been examined.
- The request must be by individual armband number/numbers.
- Requests are limited to competing dogs which in the exhibitor's opinion are outside of the allowable limits.


# What if the exhibitor requests to be excused from the class?

The judge's answer is.....

"You may be excused AFTER all measurements have been completed within this class"

What if the exhibitor leaves the ring without obtaining permission?

Put the incident in writing and submit it to the Show Chairman





Leaving the ring without permission is a suspend-able offense by Event Committee action.

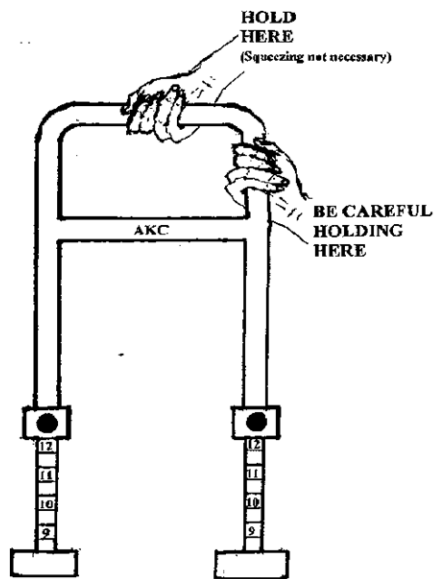
*"Dealing with Misconduct", Offense 1, e) 2*



# THE WICKETS

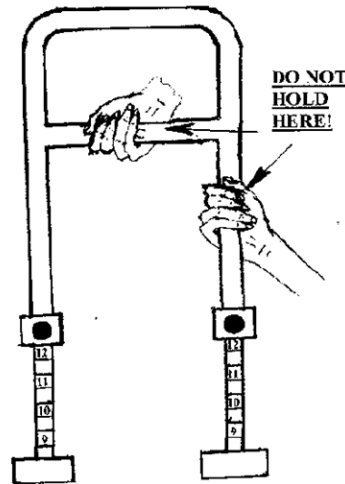


Yes

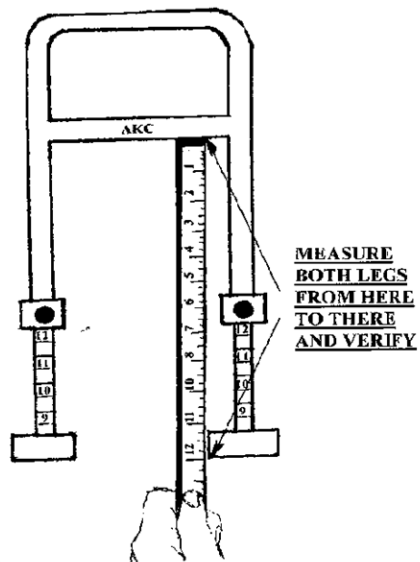


DO NOT  
HOLD  
HERE!

No

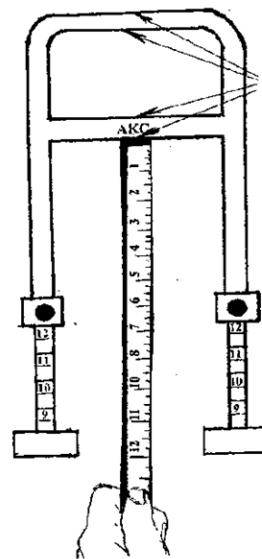


Yes



DO NOT  
MEASURE  
TO OR FROM  
HERE!

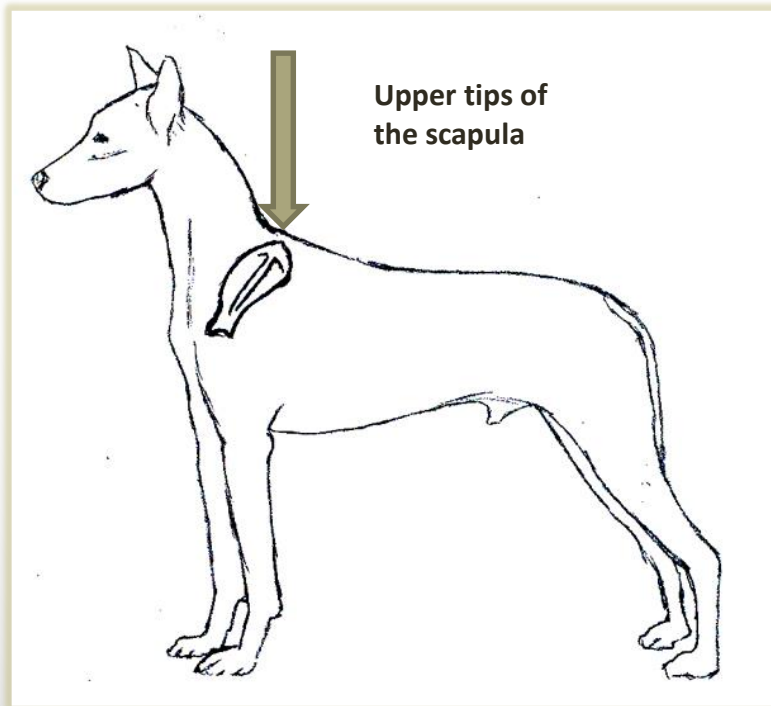
No




# Measuring Height

*It's The Same In All Breeds*

The withers run from the 1<sup>st</sup> to the 9<sup>th</sup> thoracic vertebra.  
Sometimes the withers are referred to as the upper tips of the scapula.



**Withers:** The highest point of the shoulders, right behind the base of the neck.



# Requesting The Wicket

- When requesting the wicket, inform the superintendent of the breed to be measured.
- If possible, continue judging until the wicket arrives up until the examination of the last dog in the class.
- The equipment may NOT be requested prior to the start of breed judging.

# Before the Measurement

- Measurement must be done where the breed is approved to be examined – table, ramp, ground. Exhibitor should be given the choice on optional breeds.
- The judge is responsible for setting the wicket using a flat surface and verifying the accuracy of both wicket legs with the exhibitor.
- The ring steward is NOT responsible to verify the accuracy of the wicket/scale setting, the measurement or holding the dog.

# Execution of the Measurement

- Instruct the exhibitor to set the dog in a normal stance -  
At no time does the judge set the dog or hold the head.
- Verify with exhibitor that they are ready.
- Using the left hand, locate the highest point of the withers without otherwise touching the dog.
- Move the wicket from the rear area forward to the withers.  
☒ **“from the rear” = not over the head** - You must account for larger breeds and happy tails
- Gently lower the wicket to either the withers or surface of ground/table.
- Both legs of the wicket must make full contact to the surface and/or crossbar to the withers for an accurate measurement.
- Inform exhibitor of the result.





Begin by locating wither

Correct placement of  
shoulder bar on wither


\*hands reversed for  
illustration purposes

# THE MEASUREMENT



# COATED BREEDS

Allow the exhibitor to  
“open the coat” before  
starting measurement



Verify the correct  
withers location before  
applying wicket






# Insuring An Accurate Measurement

- It is permissible to leave the ring to seek a level, stable surface.
- A portable surface may be brought into the ring *ie; a collapsed examining table, ply-board*.
- To insure accurate scale calibration, it is acceptable for the judge to perform a weight measurement at the Superintendent's table.
- ✓ Over-Size Exhibit - The wicket will not make complete contact with ground/table.
- ✓ Under-Size Exhibit - The wicket will have space over the wither.



# THE SCALE



# Using The Scale

- Call superintendent for delivery of scale to the ring.
- Continue judging until the scale arrives – up until the last dog in the class. *It may be necessary to take the dog and exhibitor to the superintendent's office.*
- Verify with the exhibitor that the scale is correctly calibrated.
- Judge and exhibitor should always be on opposite sides of the table.
- Exhibitor must be given the option of placing the dog on the scale with the lead off or on.
- All parts of the body must be on the scale (sitting, standing, or lying down)
- Weight is determined without the dog being touched – If lead is on, it is to be secured loosely on the neck.
- Dog may either sit or stand on the scale.

# POSITIONING THE DOG



# Dogs That Resist

- Only ONE attempt is allowed.
- Dogs resisting measurement/weight must be excused from the class.
- Judge's book notation - "*Excused, could not measure/weigh*" and initial.





# Taking The Wicket/Scale Test



- Mandatory for judges interviewing for applicable breeds.
- Judges tested on the same apparatus in the previous 5 years are exempt.
- Exemption does not apply to those who have received a negative report or failed a test on the same apparatus
- A re-test is required for any negative field report pertaining to incorrect use of the scale/wicket.
- Failure of any additional tests may result in review and potential removal of applicable breeds.

# Taking The Test

- A show ring is used in order to simulate actual class conditions.
- It is a test to ascertain proficiency, NOT a demonstration by the field rep.
- Wicket test: An appropriate metal measuring tape must be provided by the judge.
- Correct procedure and accurate execution of the equipment must be demonstrated in order to pass.

# Wicket Test – Expectations To Pass




1. **ADVISE** what is being measured
  - ✓ Max? Min?
  - ✓ Confirm allowable height – Breed Standard
2. **SET** the wicket
  - ✓ Proper procedure—Using metal tape, verify both leg settings
3. **CONFIRM** the setting with the exhibitor
4. **INSTRUCT** the exhibitor to set dog
5. **MEASURE** the dog
6. **INFORM** the exhibitor of the results—In or DQ/Ineligible for class
7. **INDICATE** how you would mark your book



# What Will Fail

1. **Not advising** of what is being measured
2. **Not setting** wicket on flat surface
3. Not confirming setting – **BOTH LEGS!**
4. **Inadequate** instruction to the exhibitor
5. **Poor** procedure
  - ✓ Approach
  - ✓ Bumping dog
6. **Incorrect** results
7. **Incorrectly** indicating how your book should be marked

# Scale Test - Expectations To Pass



1. **ADVISE** exhibitor & verify allowable weight using breed standard
2. **CALIBRATE** the scale
  - ✓ Use 5 lb. weight to test for scale accuracy
  - ✓ Verify with the exhibitor
3. **ASK** lead on/off – exhibitor's option
4. **INSTRUCT** exhibitor to place the dog on the scale
5. **INFORM** the exhibitor of the result-*Weighed In or DQ/Ineligible for class*
6. **INDICATE** how you would mark your book

# What Will Fail

1. **Not advising** of what is being weighed
2. **Not calibrating** the scale
3. **Inadequate** instruction.
  - ✓ Lead option
4. **Not advising** the exhibitor of result—Weighed in or DQ - Ineligible for class
5. **Incorrectly** indicating how your book should be marked



Questions regarding AKC requirement about wicket/scale testing, demonstration of the equipment or related information should be directed to either the Judging Operations Dept. or the AKC Executive Field Staff member at your local shows.

Further instruction about the use of the wicket/scale is available at the Judging Resource Center on the AKC website.

[www.akc.org](http://www.akc.org)

